

SK-ST3Q30Vz

3528系列

SPECIFICATION SHEET
2016.08 V-1.0



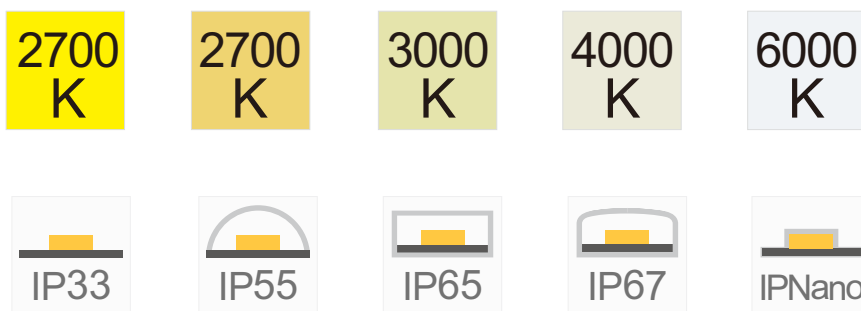
Comprehensive Description

Applying to BLIGHT, decorative lighting, LED Strip has the features of long lifetime and small brightness decay.

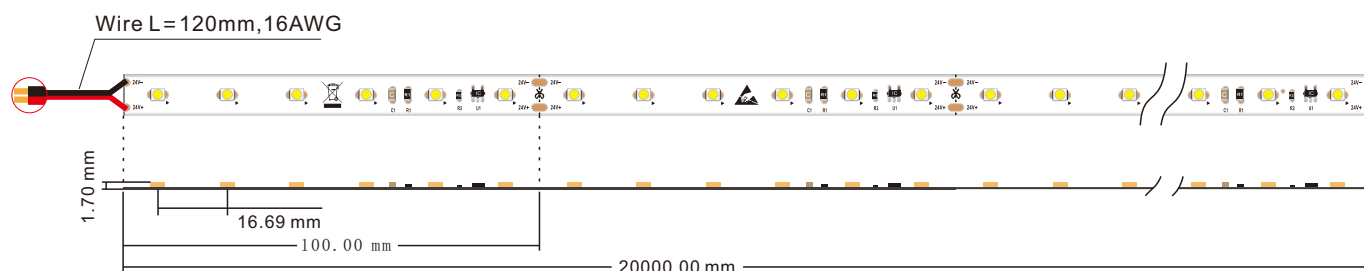
Various color temperature are available and only ONE BIN is used for each order to keep same color.

Material and technology:

- » LED is packaged with pure gold thread and large chip;
- » Lead-free SMT(RoHS), welding spot is rounded and strong;
- » Double layer PCB to ensure stable electrical property;
- » Authentic 3M adhesive tape with stronger stickiness;
- » A variety of fittings are optional to install easily;
- » Different waterproofing grade: IP65, IP67, IP68 and Nano waterproof;
- » The best silica gel is used to make waterproof;
- » Nano waterproof is Ip68;



Model



Technical Parameters

Optical parameters

LED Type	SMD3528
Ra	>80
CCT	2700K/3000K/4000K/6000K
Emitting Angle	120°
Luminous flux/m	290lm/300lm/330lm/360lm

Electrical parameters

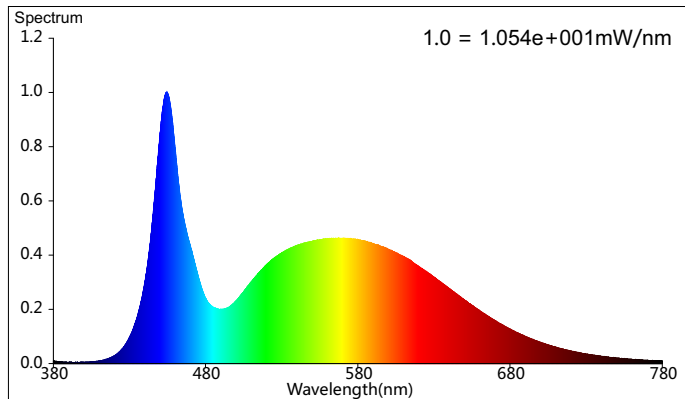
Input Current	4A
Input Voltage	DC24V
Watt/m	4.8W

Others

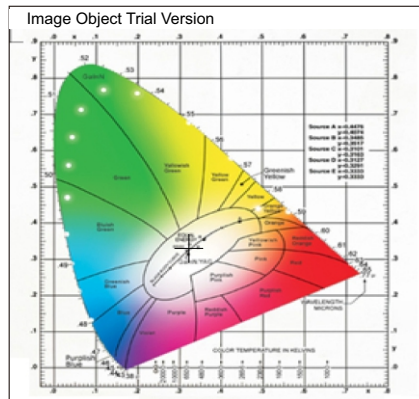
Energy Efficiency	A
Warranty	3 years
Operating lifetime	30,000h
Operating temperature	-20°C - +45°C
Operating humidity	40%-70%RH
Waterproof grade	IP33
Dimensions	20000*10*1.7mm
LED Qty/m	60LED/m
Min cuttable distance	100mm(6LED)

Test Report

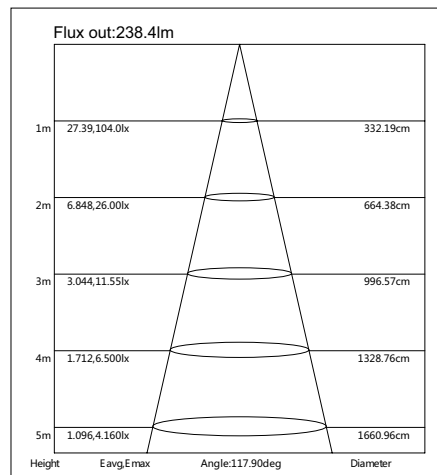
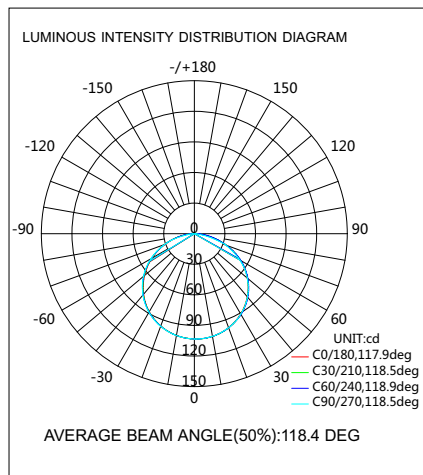
Spectrum



Spectral Distribution



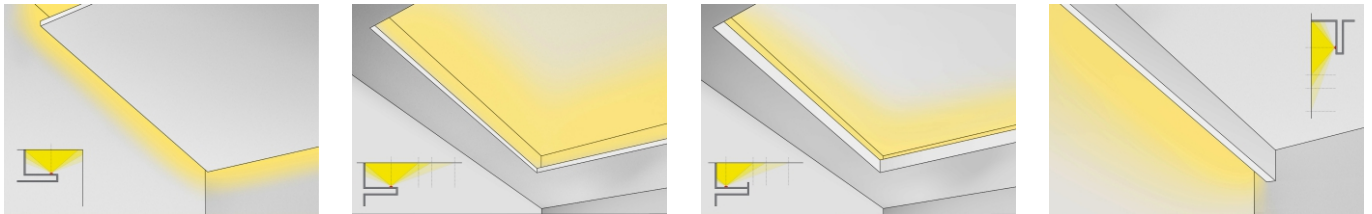
CIE1931 Chromaticity Diagram



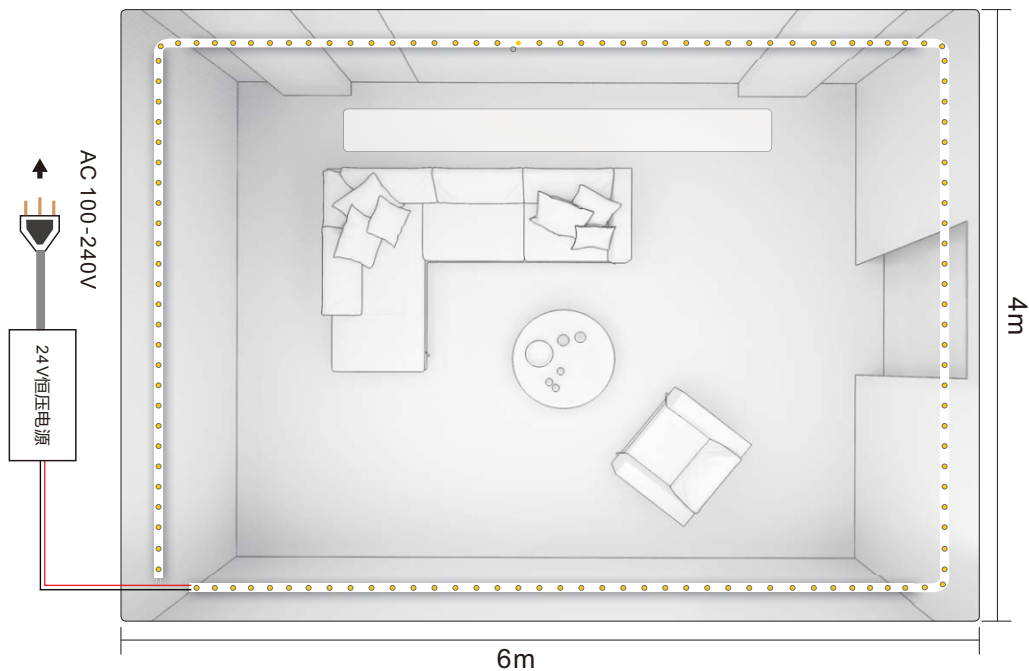
Certifications



Installation Instructions



单端供电20米

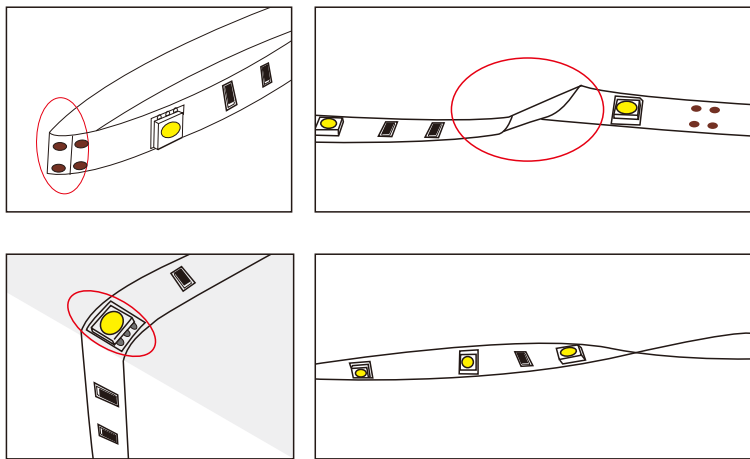


Note:

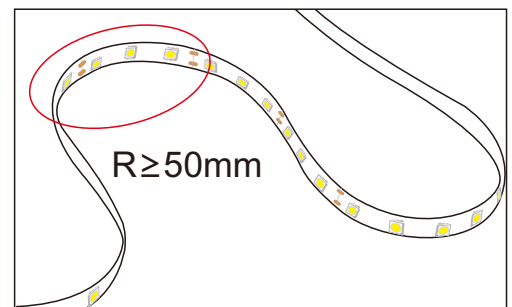
1. One Aluminum Foil Bag for one roll of LED strip, 5M/roll.
2. All the packaging materials are RoHS standard.
3. Heavy stuff are not allow to be loaded above the packaging box.

**Cautions:**

When install the led strip , please note the installation technique. The led strip can be bent, but not distorted , as shown below:



Distortion(Wrong)



Bend(Right)

LED strips are low voltage products , you must use the power supply(transformer). Please don't connect the led strip directly to the AC110 or AC220V, otherwise it will burn out the LED strips.

Clean up the installation surface , it will ensure the reliability of the adhesive.

The electrical connection process must be operated by a professional person.

ATTN : Lixia

Mob:13422852393

TEL:0755-29516255 | FAX:0755-29516211

www.xskled.com

Add:2,3/F, H1 Building, Hongfa Hi-Tech Industrial Park, Tangtou Community Shiyan Street, Bao'an District , Shenzhen , Guangdong China